



Search for articles...

All Collections > Registering for Auctions > Auction Registration > Registering to Bid on HiBid.com

# Registering to Bid on HiBid.com

How to register for an auction on HiBid.com

Updated over 6 months ago

Table of contents



## Overview

Before you can place a bid on an auction listed on [HiBid.com](https://hibid.com), you must register for that specific auction.

Registration allows the auctioneer to verify your contact information and payment method, and for you to confirm you agree to their terms.

The steps below will guide you on registering from an auction if you are accessing it from HiBid.com.

**Even if you have bid in the past, you must register for each new auction.**

## Step-by-Step Registration

### 1. Find the Auction You Are Interested In

- Visit [HiBid.com](https://hibid.com) in your web browser.
- Use the **search bar** at the top to type keywords, a lot number, or search the auctioneer's name in the company director.

- You can also browse using the **Categories** or **Location** filters to narrow your search.

**Tip:** If you already have a direct link to the auction from an email or social post, click it to skip this step.

## 2. Open the Auction Details Page

- Click the **title** or **image** of the auction to view its details.
- Read the **Auctioneer's Notes** and **Terms & Conditions** to make sure you understand:
  - Payment deadlines and methods accepted
  - Pickup/shipping policies
  - Buyer's premium and any extra fees

## 3. Click "Register to Bid"

- The **Register to Bid** button is usually:
  - On the right-hand side of the page under the auctioneer's contact information, or
  - At the bottom of the auction description.
- Clicking this will open the registration form.

## 4. Complete the Registration Form

You will be prompted to:

### 1. Log In or Sign Up

- If you already have a HiBid account, enter your email click continue.
- If you're already logged in, skip to #3 below.
- If you're new, click **Sign Up** to create your account.
- You'll have three options for signing up. You can use your Google Account, Apple account, or sign up with an email address. If you're using your email address, fill out the **Email** field and select continue.

Choose a username that will identify you on the platform. This username can be your personal name, business name, or something unique to you, and it will be visible to other users during bidding.

[Sign Up](#)[Log In](#)

## Create your account

 Google Apple

or

Email  
EnterEmailHere@Email.com

[Continue](#)

### 1. Enter Security Code

- Once you've filled out your email, you'll be prompted to enter a one-time code that was sent to the email which you entered. You have 30 minutes to enter this and select **Verify** before it expires.



## Enter security code

Please enter the one-time code we sent to your email:

testemailaccount1@gmail.com

This passcode will expire in 30 minutes.

[Resend passcode](#)

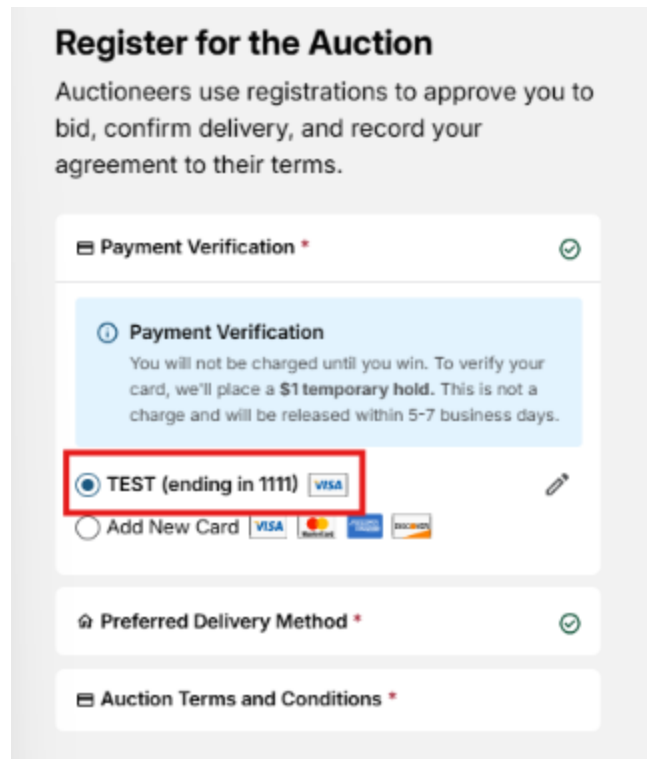
Verify

[Need help?](#)

## 5. Enter Your Payment Method (if required)

### 1. Select An Existing Payment Method

- If you already have a credit or debit card on file, select the card in which you'd like to register with. This is the card that may be charged if you win the lot.



**Register for the Auction**

Auctioneers use registrations to approve you to bid, confirm delivery, and record your agreement to their terms.

**Payment Verification \*** ✔

**Payment Verification**  
You will not be charged until you win. To verify your card, we'll place a **\$1 temporary hold**. This is not a charge and will be released within 5-7 business days.

**TEST (ending in 1111)** VISA ✎

Add New Card VISA MasterCard DISCOVER AMERICAN EXPRESS

**Preferred Delivery Method \*** ✔

**Auction Terms and Conditions \***

## 1. Add a New Payment Method

- a. Auctioneers use registrations to approve you to bid, confirm delivery, and record your agreement to their terms.
  - Most auctions require a **valid credit or debit card** to register.
  - Enter your card number, expiration date, and CVV.
  - The billing address **must match** the address on file with your bank. If you are having trouble with your credit card verification, verify your physical address on file matches what your bank has on your account. For more information read more about adding a payment method [here](#).

A small temporary authorization charge, such as \$1, may appear on your statement during the validation process. This amount is only for verification purposes and will drop off within a few business days.

# Register for the Auction

Auctioneers use registrations to approve you to bid, confirm delivery, and record your agreement to their terms.

## Payment Verification \*

### Payment Verification

You will not be charged until you win. To verify your card, we'll place a **\$1 temporary hold**. This is not a charge and will be released within 5-7 business days.

Card nickname (Optional)

Cardholder name \*

Cardholder name

Card number \*

 Card number

CVV \*

CVV

Expiration month \*

MM

Expiration year \*

YYYY

Billing address is the same as account

Address Search

Country 

Street address

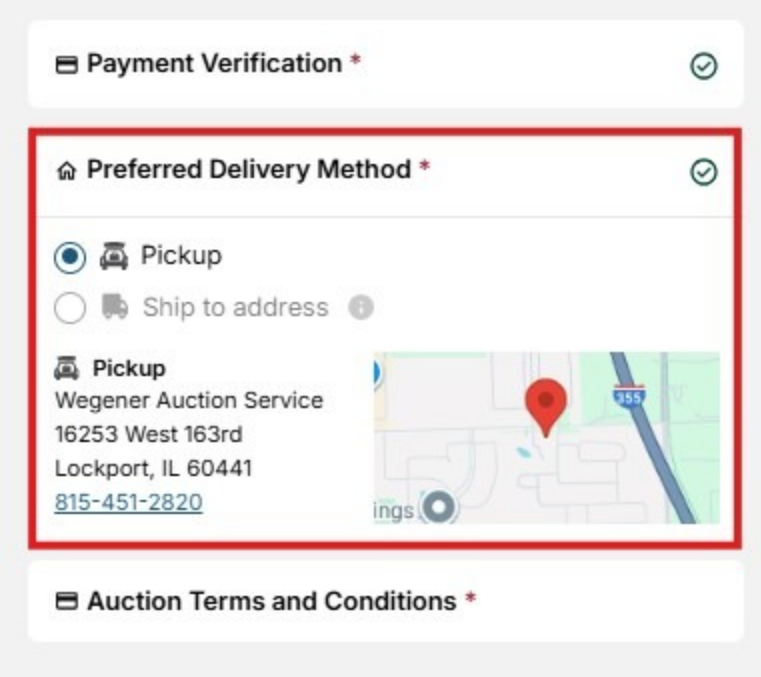
City

Postal code

Done

## 6. Choose Your Preferred Delivery Method

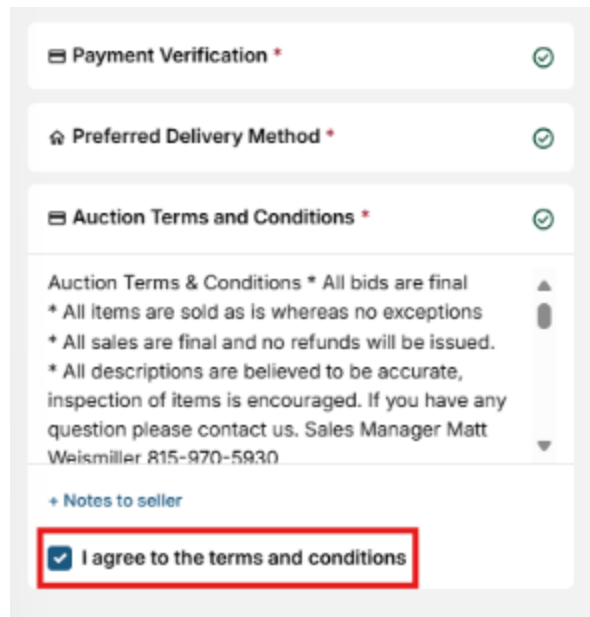
- Here you will select if you want Pick or Shipping. These options vary based on the auctioneer's Terms & Conditions. Please be sure to reach those prior to registration to ensure that you follow the guidelines if you happen to win.



The screenshot shows a registration form with three sections: 'Payment Verification \*', 'Preferred Delivery Method \*', and 'Auction Terms and Conditions \*'. The 'Preferred Delivery Method \*' section is highlighted with a red border. It contains two radio button options: 'Pickup' (selected) and 'Ship to address'. Below the 'Pickup' option, there is a map showing a location in Lockport, IL, with a red pin. The address details are: 'Wegener Auction Service', '16253 West 163rd', 'Lockport, IL 60441', and the phone number '815-451-2820'. A 'Done' button is visible at the top right of the page.

## 7. Agree to the Terms

- Lastly, scroll through the auctioneer's Terms & Conditions.
- Check the box to confirm you have read and agree to them.



Payment Verification \*

Preferred Delivery Method \*

Auction Terms and Conditions \*

Auction Terms & Conditions \* All bids are final  
\* All items are sold as is whereas no exceptions  
\* All sales are final and no refunds will be issued.  
\* All descriptions are believed to be accurate, inspection of items is encouraged. If you have any question please contact us. Sales Manager Matt Weismiller 815-970-5930

+ Notes to seller

I agree to the terms and conditions

## 6. Complete Registration

- Click **Complete Registration** at the bottom of the form.
- You may see:
  - **Instant Approval:** You can begin bidding right away.
  - **Pending Approval:** The auctioneer will manually review your registration. This can take anywhere from a few minutes to several hours.

## What Happens Next

- **Email Confirmation:** You may receive an email confirming your registration. Some auctioneers require you to click a verification link in the email.
- **Card Verification:** A small temporary charge or authorization may appear on your card to confirm it's valid. That card may be used for payment if you win an item. If not, it will be removed from your account.
- **Approval Notification:** If your registration is pending, you'll receive an email once approved.
- **Questions?** Please reach out to the auctioneer hosting the sale with any further questions about your bidding status. They control your approval.
- **Temporary Authorization Charges:** A small authorization amount (e.g., \$1) might appear during the validation process. This will automatically disappear from your account in a few business days.

## Common Registration Issues & Fixes

Problem	Likely Cause	How to Fix
Card declined during registration	Address mismatch, insufficient funds, or bank block	Confirm billing address, check funds, call your bank
No confirmation email	Spam/junk filtering	Check spam/junk folder and whitelist the auctioneer's email
Can't bid even though registered	Not yet approved by auctioneer or registration not completed	Check for pending approval email or try registering again
Using same auctioneer as before but still can't bid	Each auction requires its own registration	Register again for each new auction

### Pro Tips

- Register **before** the auction closing date — last-minute registrations can delay your ability to bid.
- Use a card with available funds to avoid declines.
- Read the terms every time — different auctions can have very different rules.

### Related Articles

[Auction Terminology](#) >

[Contacting an Auctioneer](#) >

[Finding Auctions on HiBid \(Coming Soon\)](#) >

[Why are bids or registrations declined on HiBid auctions, and what can users do about it?](#) >

Contact HiBid Support



Did this answer your question?



**About HiBid**

[About HiBid](#)

[Contact Us](#)

[Blog](#)

[HiBid Careers](#)

[Sell Stuff](#)

[Auction Flex Info](#)

**Auctions**

[All Auctions](#)

[Closing Soon](#)

[Featured Auctions](#)

[Hot Auctions](#)

[Hot Lots](#)

**Bidding Type**

[Biddable](#)

[Webcast](#)

Online Only

Absentee

Listing Only